

Scaled data based on original data using
LM-79-08 Approved Method: Electrical and Photometric Measurements of Solid-
State Lighting Products

Test Report Prepared for
Cooper Lighting Solutions
(formerly Eaton)

Brand: STREETWORKS

Report Number: P526877

Luminaire Tested: **GLAN-SA1D-760-U-RW-GRSBK**

Issue Date: 5/27/2021

Test Information

Test Method: LM-79-08
Report Number: P526877
TEST IS SCALED FROM IESNA LM-79-08 TEST DATA (G3-2011-057-7)
Test Lab: INNOVATION CENTER
Issue Date: 5/27/2021
Manufacturer: COOPER LIGHTING SOLUTIONS (FORMERLY EATON)
Product Line: STREETWORKS
Catalog Number: GLAN-SA1D-760-U-RW-GRSBK
Description: GALLEON AREA AND ROADWAY LUMINAIRE
(1) 70 CRI, 5700K, 1200mA LIGHTSQUARE WITH 16 LEDS AND RECTANGULAR WIDE OPTICS WITH BLACK GLARE REDUCTION SHIELD
Light Source: -
Ballast/Driver: ELECTRONIC DRIVER

Summary

Lumens per Lamp: N/A
Luminaire Lumens: 5059 lumens
Efficiency: N/A
Efficacy: 77.8 lumens/watt
Luminous Opening: Rectangular (W 0.5' x L: 0.5' x H: 0')
IES Classification: Type V - Short
BUG Rating: B2 - U0 - G0

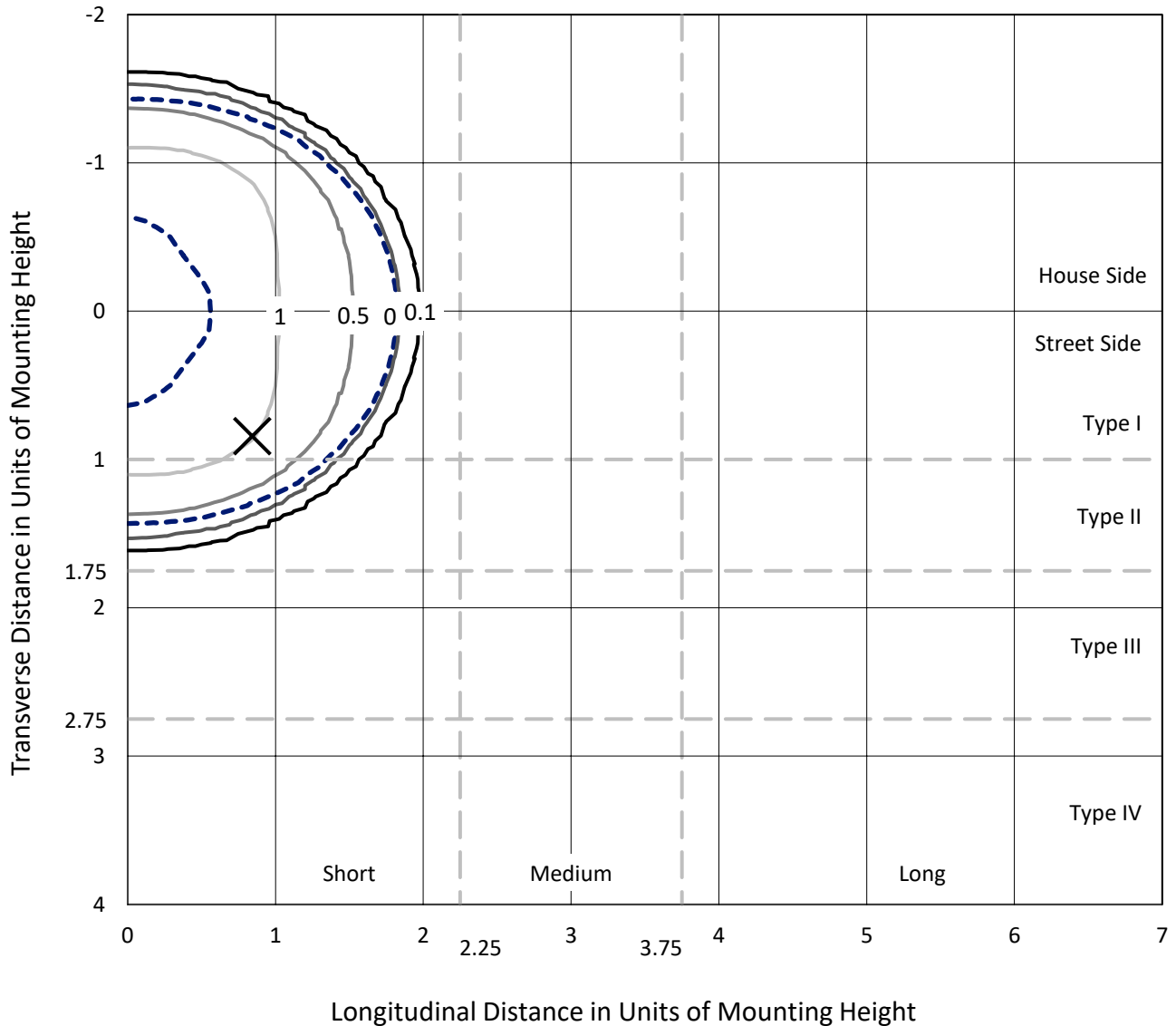
Input Watts (W): 65
Input Voltage (V): NR
Input Current (Ain): NR
Voltage Rise (V): NR
Power Factor: NR
Total Harmonic Distortion (THDi): NR
Frequency (hertz): 60
Stabilization Time: NR
Operation Time: NR
Ambient Temperature (°C): NR
Test Distance: 24 FT



REPORT NUMBER: P526877
 CATALOG NUMBER: GLAN-SA1D-760-U-RW-GRSBK

Iso-Footcandle Lines of Horizontal Illumination

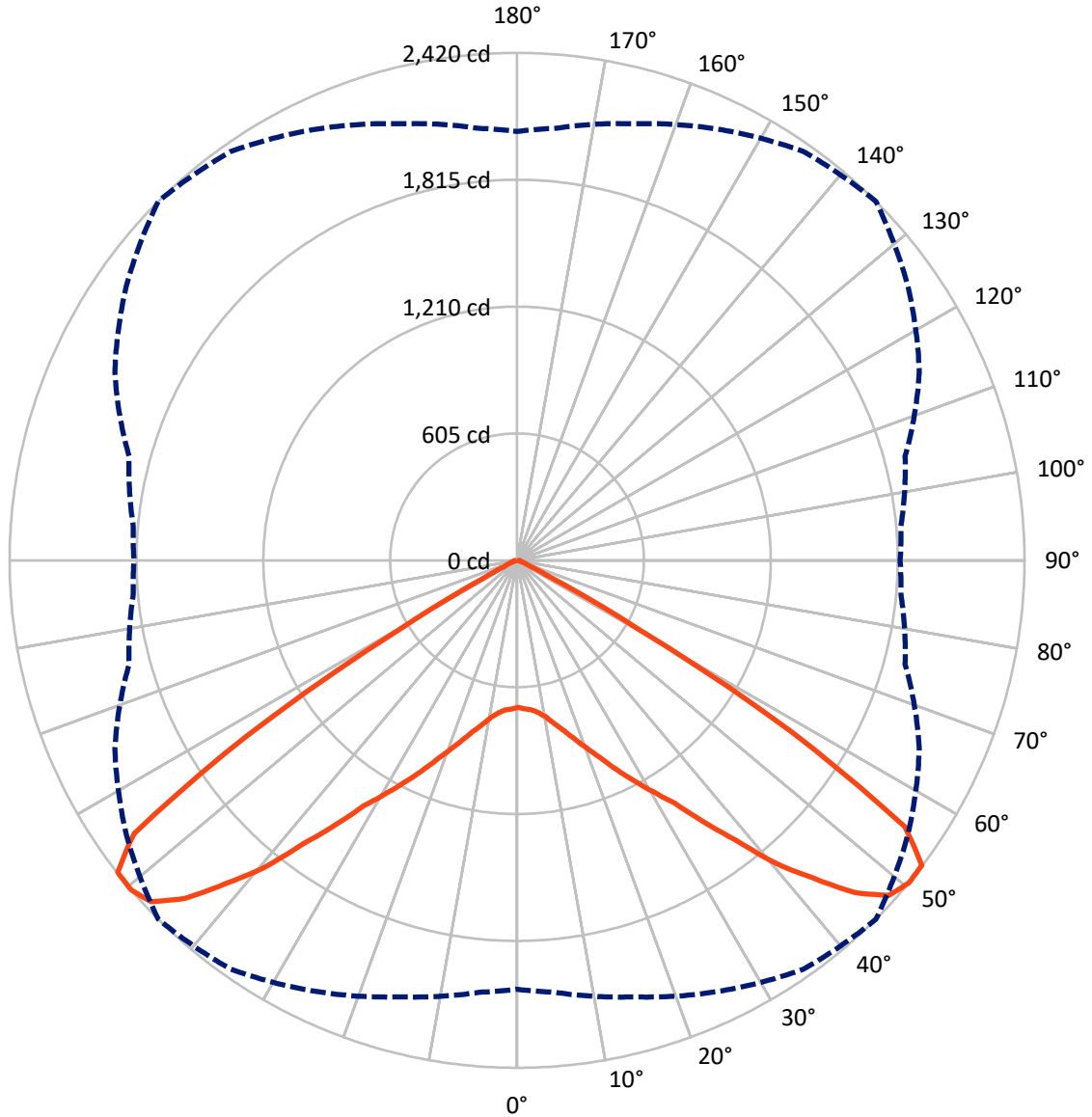
× Max cd
 - - - 1/2 Max cd



Based on 25 foot mounting height. Maximum calculated value = 1.4 fc
 Type V - Short - N/A

REPORT NUMBER: P526877
CATALOG NUMBER: GLAN-SA1D-760-U-RW-GRSBK

Luminous Intensity Polar Plot



— Vertical Plane Through 45-Deg Lateral - - - Horizontal Cone Through 50-Deg Vertical

REPORT NUMBER: P526877
 CATALOG NUMBER: GLAN-SA1D-760-U-RW-GRSBK

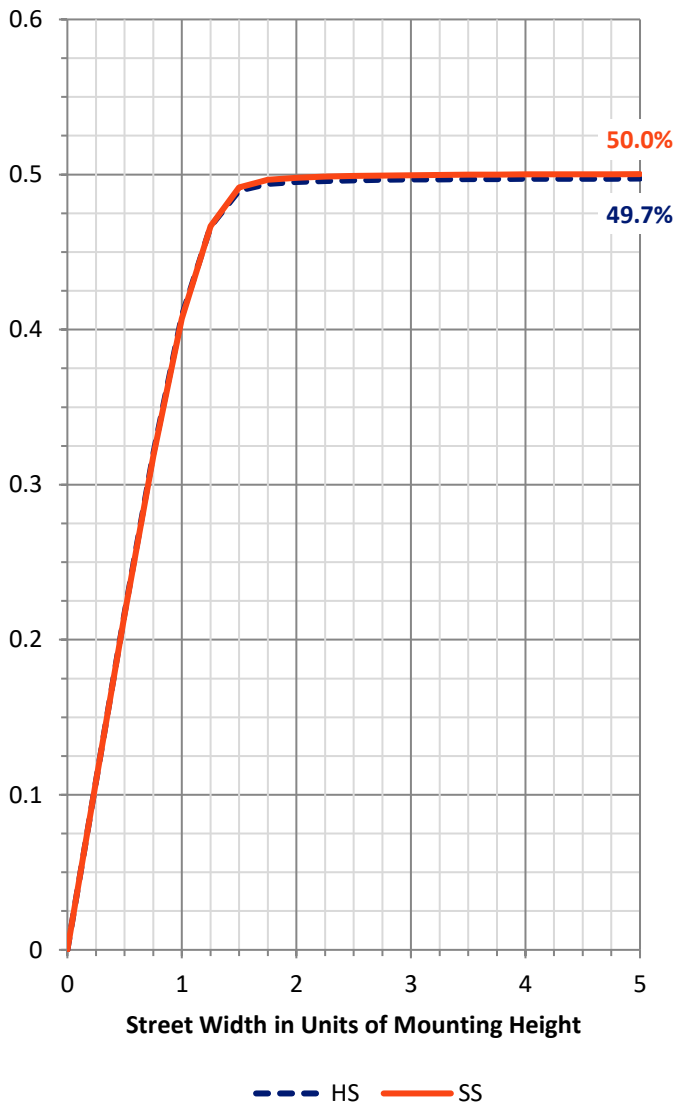
FLUX DISTRIBUTION:

		Downward	Upward	Total
House Side	Lumens	2529.5	0.0	2529.5
	% Fixture	50.0	0.0	50.0
Street Side	Lumens	2529.5	0.0	2529.5
	% Fixture	50.0	0.0	50.0
Total	Lumens	5059.0	0.0	5059.0
	% Fixture	100.0	0.0	100.0

Coefficient of Utilization

ZONAL LUMENS:

Zone	Lumens	% Fixture
0°-10°	69.8	1.4
10°-20°	240.5	4.8
20°-30°	491.2	9.7
30°-40°	936.7	18.5
40°-50°	1578.4	31.2
50°-60°	1505.3	29.8
60°-70°	210.1	4.2
70°-80°	20.1	0.4
80°-90°	7.0	0.1
90°-100°	0.0	0.0
100°-110°	0.0	0.0
110°-120°	0.0	0.0
120°-130°	0.0	0.0
130°-140°	0.0	0.0
140°-150°	0.0	0.0
150°-160°	0.0	0.0
160°-170°	0.0	0.0
170°-180°	0.0	0.0
0°-90°	5059.0	100.0
0°-180°	5059.0	100.0

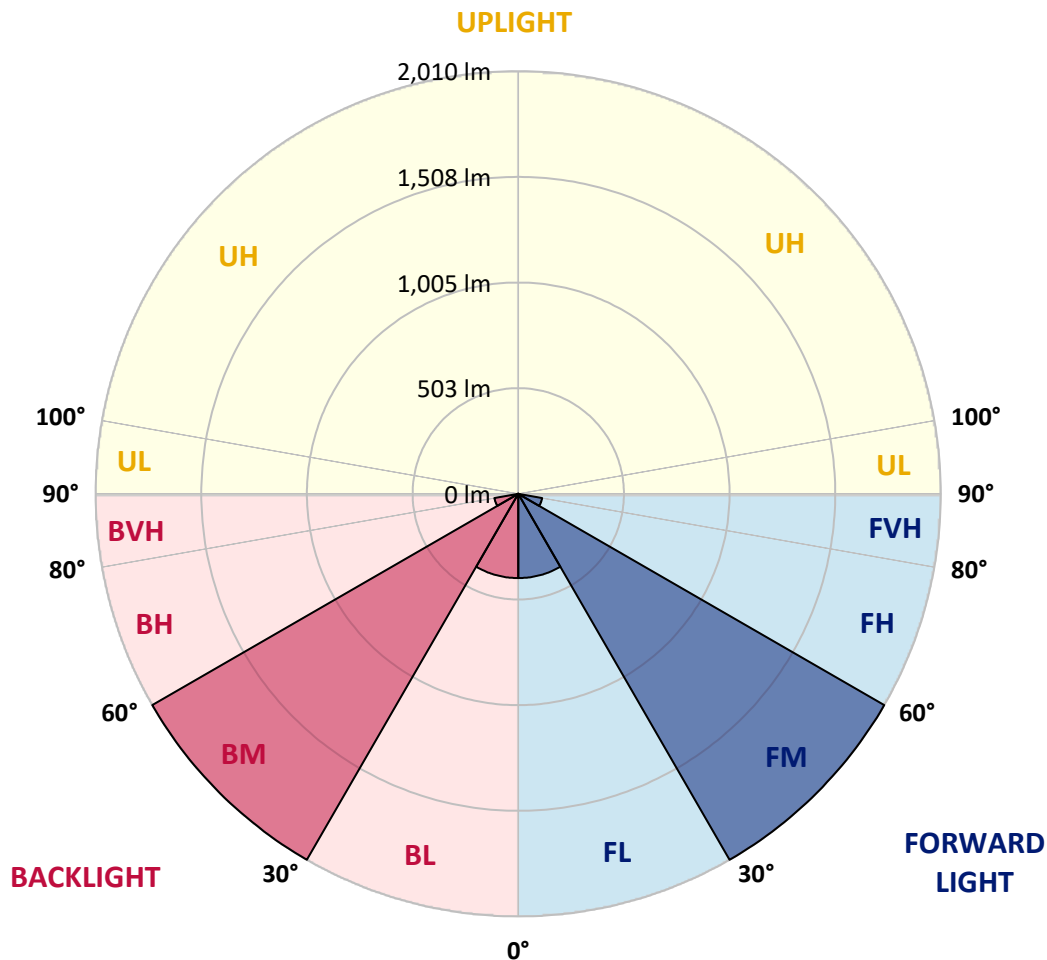


REPORT NUMBER: P526877
 CATALOG NUMBER: GLAN-SA1D-760-U-RW-GRSBK

LUMINAIRE CLASSIFICATION SYSTEM LUMEN TABLE AND BUG RATING:

Zone	Lumens	% Fixture	Zone Rating/Lumen Limit		
			B	U	G
FL (0°-30°)	400.7	7.9			
FM (30°-60°)	2010.2	39.7			
FH (60°-80°)	115.1	2.3			G0/660
FVH (80°-90°)	3.5	0.1			G0/10
BL (0°-30°)	400.7	7.9	B1/500		
BM (30°-60°)	2010.2	39.7	B2/2500		
BH (60°-80°)	115.1	2.3	B1/500		G0/660
BVH (80°-90°)	3.5	0.1			G0/10
UL (90°-100°)	0.0	0.0		U0/0	
UH (100°-180°)	0.0	0.0		U0/0	

BUG Rating: B2-U0-G0
 Type V Short





REPORT NUMBER: P526877

CATALOG NUMBER: GLAN-SA1D-760-U-RW-GRSBK

CANDELA DISTRIBUTION (FULL):

	0°	5°	15°	25°	35°	45°	55°	65°	75°	85°	90°
0°	701.4	701.4	701.4	701.4	701.4	701.4	701.4	701.4	701.4	701.4	701.4
2.5°	698.8	698.8	698.0	704.8	701.4	709.0	708.2	710.7	713.3	712.4	719.2
5°	692.9	692.0	692.0	699.7	707.3	715.8	723.5	728.6	737.1	737.1	745.6
7.5°	698.8	694.6	700.5	703.9	718.4	732.9	745.6	755.9	775.4	782.2	779.7
10°	700.5	705.6	709.9	720.1	738.0	760.1	771.2	796.7	818.8	834.2	837.6
12.5°	711.6	719.2	731.2	755.9	772.0	801.0	816.3	841.0	871.6	888.6	900.6
15°	732.9	735.4	750.7	782.2	817.1	843.5	867.4	885.2	915.0	934.6	935.4
17.5°	760.1	771.2	792.5	822.2	858.8	898.0	916.7	936.3	947.4	973.8	979.7
20°	814.6	816.3	836.7	875.9	921.8	957.6	971.2	981.4	977.2	1004.4	1009.5
22.5°	865.7	867.4	892.9	945.7	995.0	1025.7	1031.6	1025.7	1012.9	1032.5	1034.2
25°	917.6	932.9	951.6	1004.4	1065.7	1106.5	1107.4	1091.2	1064.8	1068.2	1076.7
27.5°	998.4	1009.5	1029.1	1077.6	1144.8	1190.8	1183.1	1163.6	1129.5	1132.1	1129.5
30°	1092.9	1103.1	1119.3	1181.4	1230.8	1281.0	1292.1	1273.4	1222.3	1211.2	1224.0
32.5°	1207.0	1221.4	1251.2	1308.3	1350.0	1380.6	1388.3	1381.5	1333.8	1329.5	1338.1
35°	1345.7	1365.3	1392.5	1442.8	1476.8	1532.1	1532.1	1509.1	1465.7	1470.8	1470.0
37.5°	1492.1	1521.1	1563.6	1614.7	1660.7	1690.4	1681.1	1661.5	1618.1	1607.0	1618.1
40°	1676.0	1690.4	1744.1	1810.5	1866.6	1900.7	1860.7	1818.1	1714.3	1730.5	1760.2
42.5°	1843.7	1866.6	1907.5	1980.7	2044.5	2072.6	2025.0	1940.7	1815.6	1802.8	1824.9
45°	1986.7	2011.3	2065.0	2169.7	2236.9	2261.6	2156.0	2019.9	1876.9	1844.5	1853.9
47.5°	2082.0	2094.8	2169.7	2269.3	2330.5	2386.7	2235.2	2074.3	1905.8	1844.5	1841.1
50°	2045.4	2067.5	2155.2	2268.4	2379.9	2419.9	2275.2	2116.0	1915.2	1836.9	1826.6
52.5°	1816.4	1854.7	1952.6	2105.0	2273.5	2416.5	2330.5	2102.4	1911.8	1844.5	1859.8
55°	1264.0	1264.9	1384.0	1608.7	1906.6	2243.7	2249.7	2117.7	1933.9	1892.2	1893.0
57.5°	508.2	533.7	624.8	850.3	1125.3	1540.6	1831.7	1964.5	1936.4	1926.2	1952.6
60°	128.5	129.4	157.5	240.0	395.8	660.5	959.3	1298.1	1494.7	1561.9	1571.3
62.5°	65.5	66.4	73.2	85.1	108.1	177.0	314.9	499.6	710.7	818.0	846.1
65°	53.6	53.6	57.9	63.8	64.7	68.1	81.7	116.6	169.4	192.4	194.9
67.5°	40.9	40.9	44.3	47.7	49.4	48.5	46.8	48.5	58.7	56.2	54.5
70°	25.5	26.4	28.1	31.5	33.2	34.0	34.9	36.6	41.7	43.4	41.7
72.5°	15.3	15.3	16.2	18.7	21.3	23.0	25.5	27.2	29.8	34.0	33.2
75°	6.8	6.8	8.5	11.1	13.6	16.2	18.7	21.3	23.0	25.5	26.4
77.5°	1.7	2.6	4.3	7.7	10.2	13.6	17.0	19.6	21.3	21.3	20.4
80°	0.9	0.9	3.4	6.0	11.1	14.5	18.7	20.4	23.0	21.3	18.7
82.5°	0.9	0.9	3.4	6.0	10.2	14.5	19.6	22.1	23.8	21.3	17.9
85°	0.0	0.9	2.6	5.1	8.5	10.2	8.5	6.0	3.4	3.4	2.6
87.5°	0.0	0.0	0.9	0.9	0.0	0.0	0.0	0.0	0.0	0.0	0.0
90°	0.0	0.0	0.0	0.0	0.0	0.0	0.0	0.0	0.0	0.0	0.0

(END OF REPORT)